015 主翼下面 Lower Surface of Main Wings

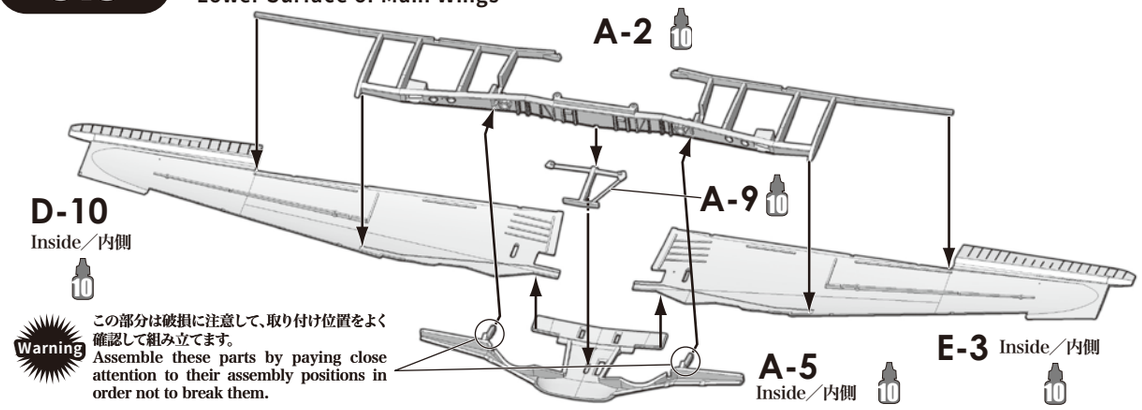

Warning この部分は破損に注意して、取り付け位置をよく確認して組み立てます。
Assemble these parts by paying close attention to their assembly positions in order not to break them.

016 MG151機銃 MG151 Machine Gun

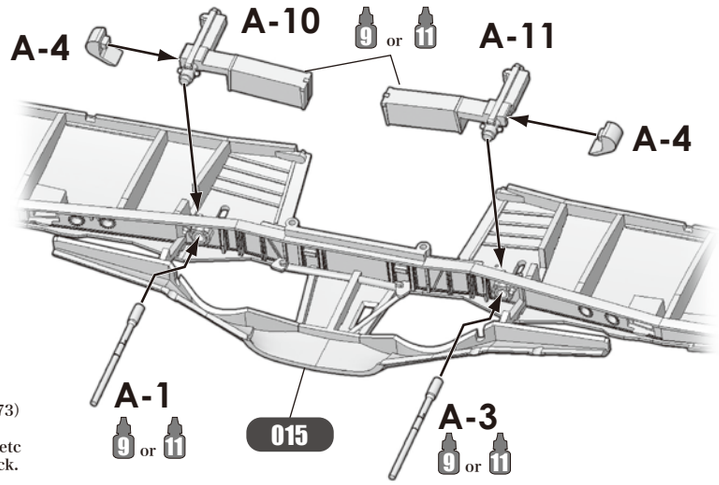

Parts configuration after assembly.
各パーツ接着位置

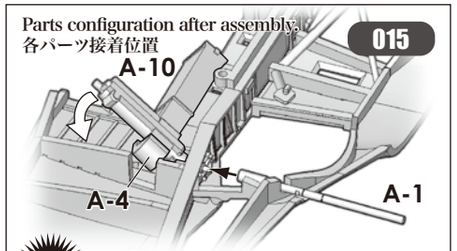

Warning A-10(A-11)は、先端部分を差し込んでから取り付けます。
Attach A-10 (A-11) after inserting its tip.

Warning MG151と弾倉、リンクシュートなどのパーツはすべて(MA073)ブラック(メタリック)または(MA057)ブラックで塗装します。
Paint all the MG151, magazines, link chutes, etc parts in (MA073) Black (Metallic) or (MA057) Black.

017 主翼上面 Upper Surface of Main Wings

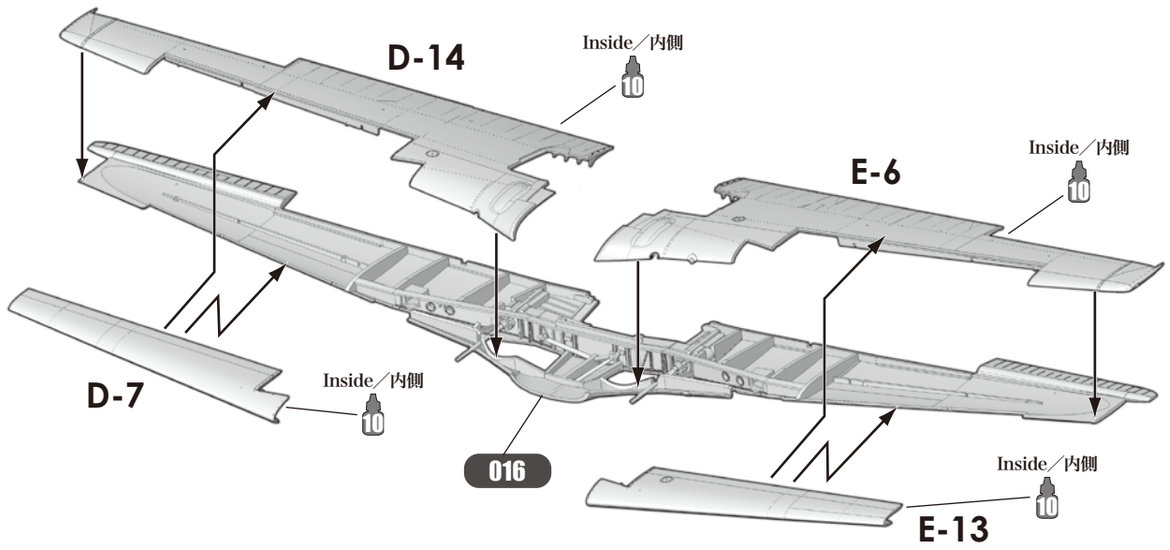

018 胴体と主翼 Fuselage and Main Wings

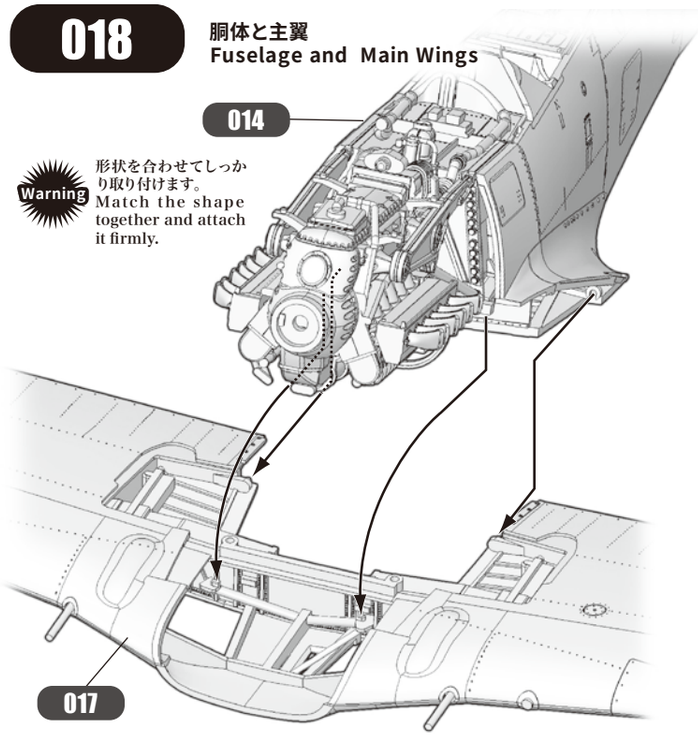

Warning 形状を合わせてしっかり取り付けます。
Match the shape together and attach it firmly.

Parts configuration after assembly.
各パーツ接着位置

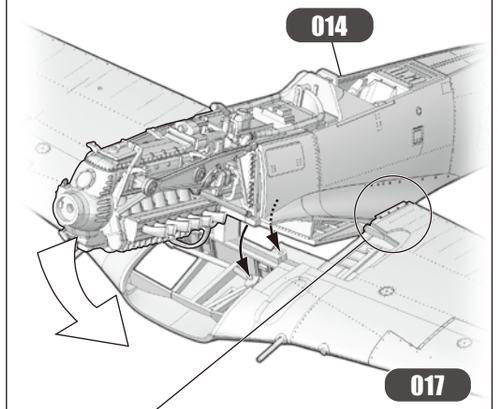

Warning この部分の形状を合わせてから、矢印のように取り付けます。
Adjust the shape of this part and then attach as shown by the arrows.

019 エンジンカウリング Engine Cowling

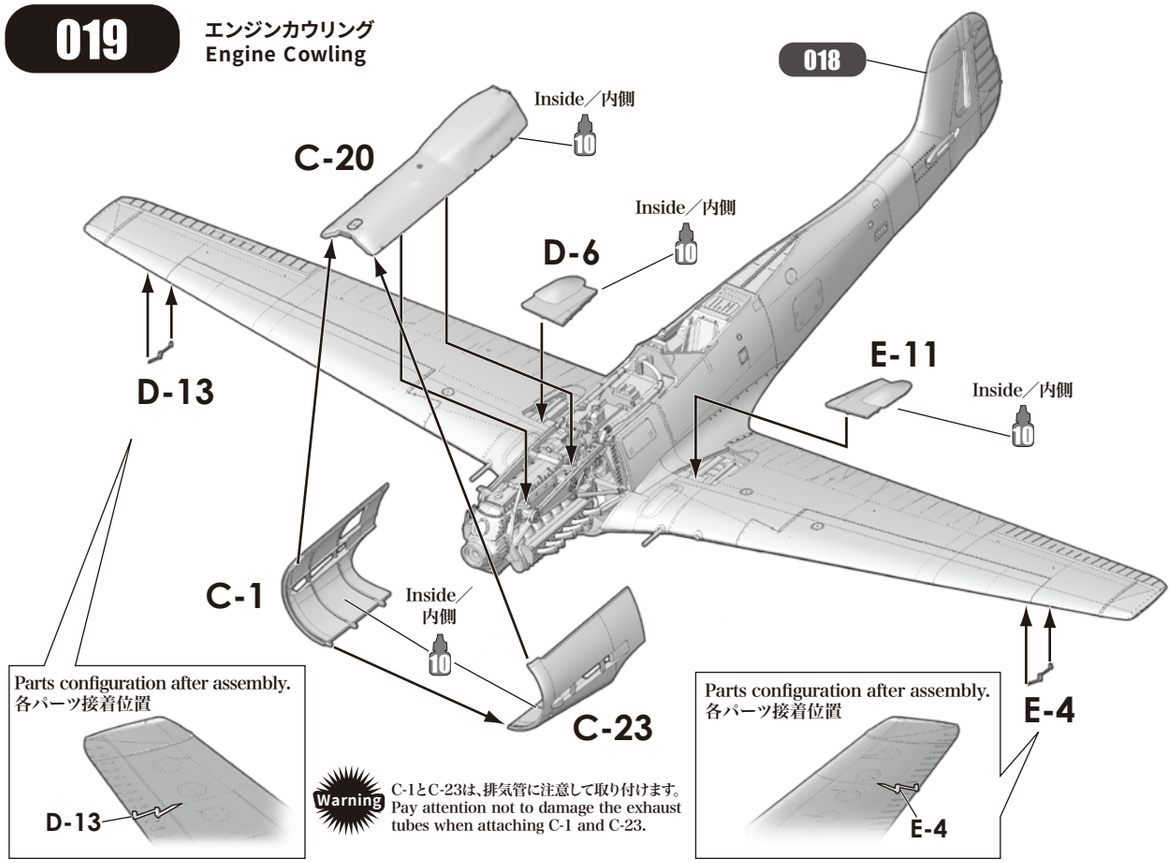

Parts configuration after assembly.
各パーツ接着位置

Warning C-1とC-23は、排気管に注意して取り付けます。
Pay attention not to damage the exhaust tubes when attaching C-1 and C-23.

Parts configuration after assembly.
各パーツ接着位置